



























## Top Selling Models

<http://www.beebEEP.ie/stats/>





















Results based on search parameters: 2017, Total New Registrations.





























Year to date. Exported on 23rd August 2017





























































Rank	Make	Make / Range	2017 Units	2017 % Share
1	 HYUNDAI	Hyundai TUCSON	4,635	3.9%
2		Nissan QASHQAI	3,929	3.3%
3		Volkswagen GOLF	3,849	3.24%
4		Ford FOCUS	3,608	3.03%
5	 SKODA	Skoda OCTAVIA	3,547	2.98%
6		Ford FIESTA	2,983	2.51%
7		Kia SPORTAGE	2,844	2.39%
8	 TOYOTA	Toyota YARIS	2,682	2.26%
9	 TOYOTA	Toyota COROLLA	2,622	2.21%
10		Renault MEGANE	2,176	1.83%
11		Volkswagen TIGUAN	2,161	1.82%
12	 OPEL	GM(Opel) ASTRA	1,921	1.62%
13		Volkswagen POLO	1,824	1.53%
14		Volkswagen PASSAT SALOON	1,819	1.53%
15	 TOYOTA	Toyota C-HR	1,815	1.53%
16	 TOYOTA	Toyota AURIS	1,758	1.48%
17		Renault CAPTUR	1,715	1.44%
18		Renault CLIO	1,696	1.43%
19	 HYUNDAI	Hyundai I30	1,604	1.35%
20		Renault KADJAR	1,573	1.32%
21	 SKODA	Skoda SUPERB	1,558	1.31%
22	 OPEL	GM(Opel) CORSA	1,551	1.3%
23		Dacia DUSTER	1,543	1.3%
24		Nissan MICRA	1,542	1.3%
25		BMW 5 SERIES	1,523	1.28%
26		Ford KUGA	1,479	1.24%






























27		Hyundai I20	1,475	1.24%
28		Mercedes-Benz E CLASS	1,456	1.22%
29		Dacia SANDERO	1,409	1.19%
30		Skoda FABIA	1,340	1.13%
31		Hyundai I10	1,339	1.13%
32		Toyota RAV 4	1,334	1.12%
33		Nissan X-TRAIL	1,329	1.12%
34		Ford MONDEO	1,193	1%
35		Audi A4	1,188	1%
36		Audi A3	1,108	0.93%
37		GM(Opel) MOKKA	1,034	0.87%
38		Seat IBIZA	996	0.84%
39		Peugeot 2008	990	0.83%
40		Volkswagen JETTA	955	0.8%
41		Nissan PULSAR	940	0.79%
42		Nissan JUKE	919	0.77%
43		Audi A6	911	0.77%
44		Peugeot 3008	871	0.73%
45		Hyundai I40	863	0.73%
46		Mercedes-Benz C CLASS	844	0.71%
47		Kia CEE'D	829	0.7%
48		Nissan NOTE	803	0.68%
49		GM(Opel) INSIGNIA	792	0.67%
50		Seat ATECA	735	0.62%
51		Mercedes-Benz CLA CLASS	731	0.61%
52		Toyota AVENSIS	730	0.61%
53		BMW 3 SERIES	709	0.6%
54		Seat LEON	701	0.59%
55		Mazda MAZDA3	698	0.59%






























56		Kia SORENTO	664	0.56%
57		Mazda CX-5	661	0.56%
58		Peugeot 208	589	0.5%
59		Kia RIO	586	0.49%
60		Hyundai IX20	577	0.49%
61		Hyundai SANTA FE	549	0.46%
62		Mazda MAZDA6	530	0.45%
63		Skoda RAPID	518	0.44%
64		BMW X1	471	0.4%
65		Skoda KODIAQ	470	0.4%
66		Kia OPTIMA	452	0.38%
67		Suzuki GRAND VITARA	432	0.36%
68		Mercedes-Benz GLC	426	0.36%
69		Volvo XC60	398	0.33%
70		Kia PICANTO	384	0.32%
71		Citroen C3	381	0.32%
72		Ford C-MAX	368	0.31%
73		Honda CIVIC	358	0.3%
74		Volvo V40	350	0.29%
75		Honda CR-V	349	0.29%
76		Toyota AYGO	347	0.29%
77		Citroen GRAND C4 PICASSO	346	0.29%
78		BMW 4 SERIES	345	0.29%
79		Ford GALAXY	338	0.28%
80		Ford ECOSPORT	337	0.28%
81		Land Rover DISCOVERY SPORT	331	0.28%
82		MINI MINI HATCH	321	0.27%
83		Ford KA	309	0.26%
84		Kia VENGA	307	0.26%

85		Mercedes-Benz A CLASS	306	0.26%
86		Peugeot 308	304	0.26%
87		Honda JAZZ	295	0.25%
88		Mitsubishi OUTLANDER	295	0.25%
89		Jaguar F-PACE	292	0.25%
90		Volvo XC90	292	0.25%
91		Dacia LOGAN MCV	283	0.24%
92		Audi Q5	281	0.24%
93		Renault GRAND SCENIC	281	0.24%
94		Audi A5	276	0.23%
95		Hyundai IONIQ	275	0.23%
96		Audi Q2	275	0.23%
97		Skoda YETI	272	0.23%
98		Volkswagen TOURAN	271	0.23%
99		BMW 1 SERIES	263	0.22%
100		Audi Q3	263	0.22%
101		BMW X3	262	0.22%
102		Toyota PRIUS HYBRID	261	0.22%
103		Mazda MAZDA2	253	0.21%
104		Land Rover RANGE ROVER EVOQUE R	251	0.21%
105		BMW X5	242	0.2%
106		Fiat TIPO	237	0.2%
107		BMW 2 SERIES	231	0.19%
108		Audi A1	230	0.19%
109		Mazda CX-3	229	0.19%
110		Nissan LEAF	224	0.19%
111		Fiat 500	222	0.19%
112		Peugeot 508	219	0.18%
113		Volkswagen UP	215	0.18%






























114		Volvo S90	209	0.18%
115		Kia CARENS	209	0.18%
116		Ford S-MAX	204	0.17%
117		Audi Q7	203	0.17%
118		Volkswagen CADDY PASS	201	0.17%
119		Mitsubishi ASX	200	0.17%
120		Seat ALHAMBRA	196	0.16%
121		GM(Opel) ZAFIRA	194	0.16%
122		Volvo S60	193	0.16%
123		Volkswagen GOLF SV	191	0.16%
124		Skoda CITIGO	191	0.16%
125		Land Rover DISCOVERY	190	0.16%
126		Volkswagen PASSAT ESTATE	188	0.16%
127		Suzuki IGNIS	183	0.15%
128		Renault SCENIC	181	0.15%
129		Land Rover RANGE ROVER SPORT RA	172	0.14%
130		Suzuki CELERIO	170	0.14%
131		Honda HR-V	170	0.14%
132		Kia NIRO	168	0.14%
133		Renault FLUENCE	165	0.14%
134		Citroen C4 CACTUS	164	0.14%
135		GM(Opel) KARL	155	0.13%
136		MINI MINI CLUBMAN	149	0.13%
137		Mercedes-Benz GLA CLASS	141	0.12%
138		Seat TOLEDO	138	0.12%
139		Volkswagen GOLF EST	134	0.11%
140		Peugeot PARTNER TEPEE	133	0.11%
141		Volkswagen BEETLE HATCH	132	0.11%
142		Jaguar XE	128	0.11%

143		Seat LEON ST	126	0.11%
144		Lexus NX	125	0.11%
145		Mercedes-Benz B CLASS	120	0.1%
146		Mercedes-Benz GLE CLASS	119	0.1%
147		Seat MII	119	0.1%
148		Peugeot 5008	110	0.09%
149		Jaguar XF	109	0.09%
150		Lexus IS	108	0.09%
151		Ford TRANSIT CUSTOM PASSE	107	0.09%
152		Volkswagen SHARAN	103	0.09%
153		Citroen C4	102	0.09%
154		Suzuki SWIFT	101	0.08%
155		GM(Opel) CROSSLAND X	99	0.08%
156		Volkswagen SCIROCCO	97	0.08%
157		Suzuki SX4	97	0.08%
158		Mercedes-Benz V CLASS	96	0.08%
159		Toyota VERSO	96	0.08%
160		Suzuki BALENO	90	0.08%
161		Ford TOURNEO PASS	87	0.07%
162		GM(Opel) GTC	85	0.07%
163		GM(Opel) ADAM	78	0.07%
164		Subaru FORESTER	75	0.06%
165		Suzuki VITARA	73	0.06%
166		Peugeot 108	70	0.06%
167		Ford B-MAX	69	0.06%
168		BMW 7 SERIES	68	0.06%
169		Ssangyong TIVOLI	67	0.06%
170		Mercedes-Benz S CLASS	67	0.06%
171		Fiat PUNTO	65	0.05%

172		GM(Opel) VIVARO PASSENGER RAN	62	0.05%
173		Renault KOLEOS PASS	61	0.05%
174		Lexus RX	61	0.05%
175		Audi A7	56	0.05%
176		Volvo V60	56	0.05%
177		Land Rover RANGE ROVER	55	0.05%
178		Citroen NEW MULTISPACE	53	0.04%
179		Volkswagen CC	52	0.04%
180		GM(Opel) MERIVA	50	0.04%
181		Lexus CT200H	49	0.04%
182		Mitsubishi SPACESTAR	49	0.04%
183		Citroen C1	47	0.04%
184		Fiat 500X	47	0.04%
185		Volvo V90	46	0.04%
186		Mazda MX	46	0.04%
187		Citroen C4 PICASSO	46	0.04%
188		Alfa Romeo GIULIA	44	0.04%
189		Fiat PANDA	40	0.03%
190		BMW X4	38	0.03%
191		Jeep RENEGADE	38	0.03%
192		Volvo V40CC	37	0.03%
193		Mercedes-Benz CLS CLASS	37	0.03%
194		Citroen SPACE TOURER	35	0.03%
195		Kia SOUL	34	0.03%
196		Renault ZOE	33	0.03%
197		Ford EDGE	33	0.03%
198		Porsche MACAN	33	0.03%
199		Audi TT	32	0.03%
200		Lexus GS	32	0.03%

201		Mitsubishi LANCER	31	0.03%
202		Ford MUSTANG	24	0.02%
203		Subaru XV	24	0.02%
204		Fiat 500L	24	0.02%
205		Peugeot EXPERT	24	0.02%
206		Subaru OUTBACK	23	0.02%
207		Audi A8	22	0.02%
208		Alfa Romeo GIULIETTA	21	0.02%
209		Toyota PROACE	21	0.02%
210		Lexus RC	19	0.02%
211		BMW I3	17	0.01%
212		MINI MINI CONVERTIBLE	16	0.01%
213		Volvo V90CC	16	0.01%
214		Ds DS5	15	0.01%
215		Subaru IMPREZA	15	0.01%
216		Ds DS4	15	0.01%
217		Porsche CAYMAN	14	0.01%
218		Mercedes-Benz SLC	12	0.01%
219		Volkswagen PASSAT CC	11	0.01%
220		BMW 6 SERIES	11	0.01%
221		Ds DS3	10	0.01%
222		Land Rover VELAR	10	0.01%
223		Ssangyong KORANDO	10	0.01%
224		Jaguar XJ	9	0.01%
225		MINI MINI COUNTRYMAN	9	0.01%
226		Fiat 500C	9	0.01%
227		Nissan UNIDENTIFIED	8	0.01%
228		Ssangyong RODIUS	7	0.01%
229		BMW X6	7	0.01%



230		Mercedes-Benz AMG	7	0.01%
231		Alfa Romeo ALFA MITO	7	0.01%
232		Porsche PANAMERA	7	0.01%
233		Porsche CARRERA GT	6	0.01%
234		Porsche CAYENNE	6	0.01%
235		Mercedes-Benz GLS	6	0.01%
236		Fiat DOBLO	5	0%
237		Volkswagen E GOLF	5	0%
238		Jaguar F-TYPE	4	0%
239		Fiat QUBO	4	0%
240		Toyota GT86	3	0%
241		Tesla MODEL S	3	0%
242		Volkswagen TOUAREG	3	0%
243		Fiat 500L MPW	3	0%
244		Renault TWINGO	2	0%
245		Jeep CHEROKEE PASS	2	0%
246		Porsche BOXSTER	2	0%
247		Fiat 124 SPIDER	2	0%
248		Hyundai MONTANA	2	0%
249		Audi R8	1	0%
250		GM(Opel) COMBO	1	0%
251		BMW I8	1	0%
252		Subaru BRZ	1	0%
253		Mercedes-Benz V	1	0%
254		Porsche 911	1	0%
255		Jeep GRAND CHEROKEE	1	0%
256		Mercedes-Benz 200	1	0%
257		Lexus LC	1	0%
258		Nissan EVALIA	1	0%