



























**Top Selling Makes**

<http://www.beebEEP.ie/stats/>



Results based on search parameters: **2017, Total New Registrations.**

Year to date. Exported on 23rd May 2017

Rank	Make		2017 Units	2017 % Share
1		Toyota	8,321	9.93%
2		Volkswagen	8,131	9.7%
3		Ford	8,073	9.63%
4		Hyundai	8,072	9.63%
5		Nissan	7,352	8.77%
6		Renault	5,667	6.76%
7		Skoda	5,518	6.58%
8		Kia	4,545	5.42%
9		GM(Opel)	4,146	4.95%
10		Audi	3,420	4.08%
11		Mercedes-Benz	3,308	3.95%
12		BMW	3,193	3.81%
13		Seat	2,071	2.47%
14		Peugeot	2,055	2.45%
15		Dacia	2,029	2.42%
16		Mazda	1,657	1.98%
17		Volvo	1,089	1.3%
18		Citroen	845	1.01%
19		Suzuki	753	0.9%
20		Honda	743	0.89%
21		Land Rover	687	0.82%
22		Jaguar	446	0.53%
23		Mitsubishi	427	0.51%
24		Fiat	400	0.48%
25		MINI	290	0.35%
26		Lexus	273	0.33%

27		Subaru	82	0.1%
28		Ssangyong	64	0.08%
29		Alfa Romeo	55	0.07%
30		Porsche	38	0.05%
31		Jeep	31	0.04%
32		Ds	22	0.03%
33		Tesla	1	0%